

Speed Queen

EUROPEAN VENDED LAUNDRY

WASHER, DRYER, STACK WASHER/DRYER


SWFX64 WASHER (PREPPED FOR COIN)
SWFY64 WASHER (PREPPED FOR CARD)
SFEX07 DRYER
SFEX67 DRYER
SFCX09 DRYER
STEX17/STCX19 STACK WASHER/DRYER



Speed Queen®


OUR STRENGTH COMES FROM WITHIN

Specifications




SWFX64/SWFY64

- Stainless steel wash basket and outer tub
- 80 L capacity • 4-shock suspension
- 1000 rpm extract • Induction motor w/microchip based inverter drive
- 4800W heating elements
- Electronic programmable controls



SFEX07/SFEX67/SFGX09

- 198 L cylinder volume
- 4800W heating element • 6300 kcal
- Electronic programmable controls



STEX17/STGX19

- Space saver • Extra large capacity
- Electronic programmable controls

WASHER

	SWFX64/SWFY64
Width - mm (in)	683 (26 7/8")
Depth - mm (in)	711 (28")
Height - mm (in)	1092 (43")
Water Temperatures - °C	<ul style="list-style-type: none"> • Normal/90° • Normal/60° • Normal/40° • Permanent Press/60° • Delicate/30°
Cycles	Normal, Permanent Press or Delicate
Cycle Time	31-35 minutes
Basket Volume - liters (cu.ft.)	80 (2.84)
Water Pressure - Bar (psi)	Pressure fill - 1.4/8.3 (20 to 120)
Spin Speed (rpm)	500, 650, 1000
Activation	Coin-ready, Card-ready, Central pay
Motor (Thermal Protected)	Variable speed induction 750 W, 3/4 HP
Heating Element	4800 watts
Top Finish	Porcelain
Color	White
Electrical Specifications • Circuit Requirements	400/50/3 • 15 230/50/3 • 15 230/50/1 • 30
Net Weight - kg (lb)	120 (265)
Shipping Weight - kg (lb)	125 (275)
Agency Approvals	CE

DRYER

	SFEX07/SFEX67/SFGX09
Width - mm (in)	683 (26 7/8")
Depth - mm (in)	711 (28")
Height - mm (in)	1092 (43")
Basket Volume - liters (cu. ft.)	198 (7.0)
Motor	1/3 HP, 5.5 amps
Heating Element	4800 watts
Kcal Per Hour	6,300 (25,000 Btu)
Type of Gas (Gas models only)	Factory-equipped natural/mixed gas. Convertible to LP gas.
Utility Connections - mm (in)	9.5 (3/8" NPT)
Air Outlet Diameter - mm (in)	102 (4")
Exhaust Airflow** - liters/sec. (cfm)	105 (220)
Maximum Exhaust Static Back Pressure	10 mm W.C. (0.4" W.C.)
Activation	Coin-Ready, Card-ready, Central pay
Electrical Specifications • Circuit Requirements	Gas: 230/50/1 • 30 Electric: 400/50/3 • 15 230/50/1 • 30
Color	White
Net Weight - kg (lb)	Gas: 70 (155) Electric: 68 (150)
Shipping Weight - kg (lb)	Gas: 75 (165) Electric: 73 (160)
Agency Approvals	CE

STACK WASHER/DRYER

	STEX17/STGX19
Width - mm (in)	683 (26 7/8")
Depth - mm (in)	711 (28")
Height - mm (in)	1950 (76 1/2")
Color	White
Net Weight - kg (lb)	Gas: 170 (375) Electric: 168 (370)
Shipping Weight - kg (lb)	Gas: 177 (390) Electric: 174 (385)

For other specifications, please refer to the single washer and dryer models.

At Speed Queen, we're so confident that our heavy duty commercial washers and dryers are built better to last longer, that we're offering the following limited warranty to prove it: **Through three years*** - Any part of the washer, dryer or stack washer/dryer.

*Parts only. Labor not included. See Speed Queen Warranty Bond for specifics.

Due to continuous product improvements, design and specifications subject to change without notice. The quality management systems at all Alliance Laundry Systems manufacturing facilities are registered as ISO 9001:2000 compliant. Features and certifications may vary by model.

*** IMPORTANT: Any product revisions or conversions must be made by the Manufacturer's Authorized Dealers, Distributors, or local service personnel.

© Copyright 2004 Alliance Laundry Systems LLC

**Measured at point of exit from dryer.



www.speedqueen.com

Commercial Built Better To Last Longer!